



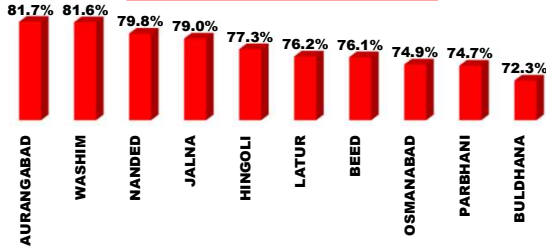
# महाआवास अभियान २०२३-२४

दैनिक प्रगती अहवाल : २७.१२.२०२३

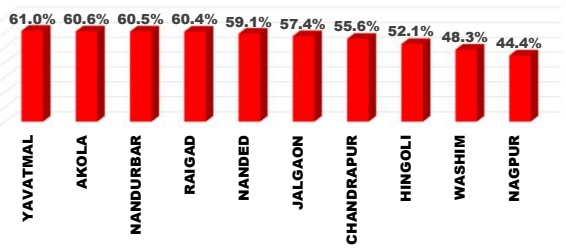
प्रधानमंत्री आवास योजना ग्रामीण – मंजूरी, पूर्ण घरकुले, हप्ते वितरण, भूमिहीन, आर्थिकदृष्ट्या अपूर्ण  
राज्य पुरस्कृत ग्रामीण आवास योजना – मंजूरी, पूर्ण घरकुले, हप्ते वितरण, आर्थिकदृष्ट्या अपूर्ण

योजना	एकूण मंजूरी	दैनिक मंजूरी	एकूण पूर्ण	दैनिक पूर्ण घरकुले	दैनिक पहिला हप्ता वितरित	दैनिक दुसरा हप्ता वितरित	दैनिक तिसरा हप्ता वितरित
प्रधानमंत्री आवास योजना ग्रामीण	१३७९४८७	०	१२०४२५१	२७१	०	०	०
राज्य योजना	७१२७९९	६११६	४६५९६३	२७३	०	०	०
एकूण	२०९२२८६	६११६	१६७०२१४	५४४	०	०	०

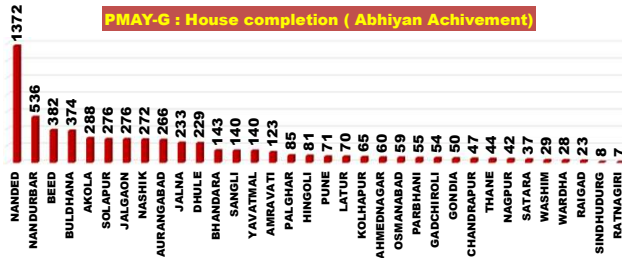
PMAY-G Completion Bottom 10 Dist.



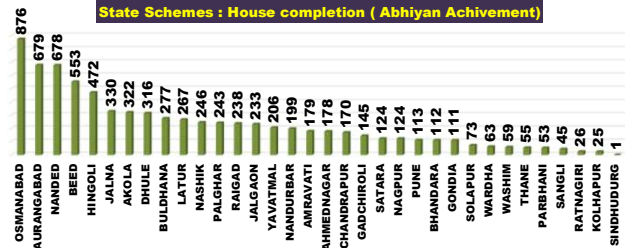
State Schemes Completion Bottom 10 Dist.



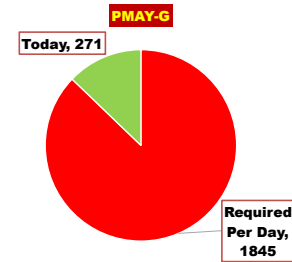
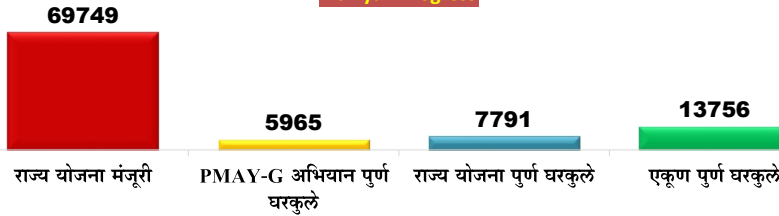
PMAY-G : House completion ( Abhiyan Achievement)



State Schemes : House completion ( Abhiyan Achievement)



Abhiyan Progress



राज्य व्यवस्थापन कक्ष- ग्रामीण गृहनिर्माण


४ था मजला, दक्षिण कक्ष, सिडको भवन, सीबीडी बेलगापुर, नवी मुंबई - ४०० ६१४.

प्रधानमंत्री आवास योजना - ग्रामीण : भूमिहीन लाभार्थी अहवाल

Sr. No.	District	Google Sheet Report			AwaasSoft Report			
		Total Landless	Provided land	Remaining	Landless beneficiaries tagged in AwaasSoft	Landless beneficiaries provided land	Remaining Landless	Remaining Tag (provided land)
1	DHULE	18	18	0	21	21	0	-3
2	GADCHIROLI	9	9	0	9	9	0	0
3	GONDIA	2450	2450	0	2452	2324	128	126
4	KOLHAPUR	257	257	0	244	228	16	29
5	NANDURBAR	0	0	0	0	0	0	0
6	PALGHAR	11	11	0	11	11	0	0
7	RAIGAD	6	6	0	6	6	0	0
8	RATNAGIRI	23	23	0	23	23	0	0
9	SINDHUDURG	420	420	0	414	414	0	6
10	THANE	85	82	3	95	60	35	22
11	SATARA	787	770	17	789	708	81	62
12	NANDED	354	322	32	360	263	97	59
13	SANGLI	281	210	71	275	133	142	77
14	BEED	212	125	87	347	66	281	59
15	WARDHA	2067	1923	144	2191	1911	280	12
16	NASHIK	1680	1513	167	1708	1458	250	55
17	AKOLA	5810	5574	236	5740	5528	212	46
18	PARBHANI	307	63	244	280	77	203	-14
19	JALGAON	21244	20917	327	22195	20597	1598	320
20	CHANDRAPUR	2285	1957	328	2222	1789	433	168
21	PUNE	2056	1681	375	2030	863	1167	818
22	BHANDARA	4811	4425	386	4810	4507	303	-82
23	NAGPUR	4354	3877	477	4327	3572	755	305
24	WASHIM	2448	1845	603	2424	1476	948	369
25	YAVATMAL	2742	2075	667	2825	2038	787	37
26	HINGOLI	1713	796	917	1680	466	1214	330
27	JALNA	1359	406	953	1356	85	1271	321
28	LATUR	2178	1194	984	2087	872	1215	322
29	OSMANABAD	2085	1074	1011	2062	102	1960	972
30	SOLAPUR	5563	4216	1347	4913	3870	1043	346
31	AURANGABAD	3266	1700	1566	3155	1805	1350	-105
32	AHMEDNAGAR	7459	5269	2190	7577	5125	2452	144
33	BULDHANA	15134	9758	5376	15476	9751	5725	7
34	AMRAVATI	19873	13999	5874	19781	13601	6180	398
	<b>Total</b>	<b>113347</b>	<b>88965</b>	<b>24382</b>	<b>113885</b>	<b>83759</b>	<b>30126</b>	<b>5410</b>

## प्रधानमंत्री आवास योजना ग्रामीण - पूर्ण घरकूले

Sr. No.	Division	Sanction	26.12.2023	27.12.2023	Daily Achivement	Remaining	Completed & verified	Remaining verified
1	NASHIK DIV.	409677	369526	369607	81	40070	352962	16645
2	PUNE DIV.	115896	101020	101081	61	14815	98140	2941
3	AURANGABAD DIV.	233353	182582	182642	60	50711	176290	6352
4	AMRAVATI DIV.	264769	220099	220148	49	44621	213610	6538
5	NAGPUR DIV.	286512	264422	264435	13	22077	257646	6789
6	KONKAN DIV.	69280	66331	66338	7	2942	65149	1189
<b>Total</b>		<b>1379487</b>	<b>1203980</b>	<b>1204251</b>	<b>271</b>	<b>175236</b>	<b>1163797</b>	<b>40454</b>



प्रधानमंत्री आवास योजना ग्रामीण - पूर्ण घरकूले

Sr. No.	District	Sanction	26.12.2023	27.12.2023	Daily Achivement	Remaining	Completed & verified	Remaining verified
1	SOLAPUR	44858	38217	38271	54	6587	37262	1009
2	NANDURBAR	118395	108582	108631	49	9764	100126	8505
3	BULDHANA	44298	31999	32039	40	12259	30822	1217
4	PARBHANI	18716	13963	13981	18	4735	13605	376
5	NANDED	68323	54520	54537	17	13786	53309	1228
6	BEED	34589	26291	26307	16	8282	25073	1234
7	NASHIK	89276	83321	83335	14	5941	80639	2696
8	AHMEDNAGAR	60172	54909	54921	12	5251	54220	701
9	AKOLA	46616	41607	41615	8	5001	40968	647
10	SATARA	14344	13588	13594	6	750	13286	308
11	DHULE	64625	58003	58008	5	6617	54909	3099
12	PALGHAR	35166	33594	33599	5	1567	32953	646
13	CHANDRAPUR	42013	37226	37230	4	4783	36428	802
14	HINGOLI	17855	13804	13808	4	4047	13460	348
15	NAGPUR	36085	32645	32648	3	3437	31692	956
16	GADCHIROLI	31551	28918	28920	2	2631	26950	1970
17	GONDIA	95679	92028	92030	2	3649	91486	544
18	LATUR	20118	15323	15325	2	4793	15011	314
19	WARDHA	17641	16035	16037	2	1604	15614	423
20	AURANGABAD	36139	29525	29526	1	6613	28258	1268
21	JALGAON	77209	64711	64712	1	12497	63068	1644
22	JALNA	23877	18869	18870	1	5007	18197	673
23	OSMANABAD	13736	10287	10288	1	3448	9377	911
24	PUNE	19103	16181	16182	1	2921	15319	863
25	RATNAGIRI	9743	9416	9417	1	326	9274	143
26	THANE	9548	9009	9010	1	538	8799	211
27	YAVATMAL	63162	53928	53929	1	9233	51349	2580
28	AMRAVATI	91864	77194	77194	0	14670	75527	1667
29	BHANDARA	63543	57570	57570	0	5973	55476	2094
30	KOLHAPUR	16942	14989	14989	0	1953	14767	222
31	RAIGAD	9767	9375	9375	0	392	9231	144
32	SANGLI	20649	18045	18045	0	2604	17506	539
33	SINDHUDURG	5056	4937	4937	0	119	4892	45
34	WASHIM	18829	15371	15371	0	3458	14944	427
<b>Total</b>		<b>1379487</b>	<b>1203980</b>	<b>1204251</b>	<b>271</b>	<b>175236</b>	<b>1163797</b>	<b>40454</b>

राज्यपुरस्कृत आवास योजना ग्रामीण - मंजूरी

Sr. No.	Division	Target	26.12.2023	27.12.2023	Daily Achivement	Sanction %	Remaining	Sanction State Rank
1	NASHIK DIV.	260634	143040	145092	2052	55.7%	115542	5
2	AURANGABAD DIV.	352749	191334	192475	1141	54.6%	160274	6
3	NAGPUR DIV.	218681	130523	131602	1079	60.2%	87079	3
4	AMRAVATI DIV.	238876	124871	125654	783	52.6%	113222	4
5	KONKAN DIV.	57796	38667	39367	700	68.1%	18429	1
6	PUNE DIV.	97714	78249	78609	361	80.4%	19105	2
	<b>Total</b>	<b>1226450</b>	<b>706684</b>	<b>712799</b>	<b>6116</b>	<b>58.1%</b>	<b>513651</b>	

Sr. No.	District	Target	26.12.2023	27.12.2023	Daily Achivement	Sanction %	Remaining	Sanction State Rank
1	JALGAON	63948	32990	34340	1350	53.7%	29608	31
2	YAVATMAL	71979	34050	34605	555	48.1%	37374	34
3	JALNA	49553	21422	21852	430	44.1%	27701	29
4	NASHIK	56911	27878	28306	428	49.7%	28605	30
5	AURANGABAD	42766	25735	26106	371	61.0%	16660	18
6	SOLAPUR	34597	24836	25191	355	72.8%	9406	14
7	PALGHAR	16531	12380	12722	342	77.0%	3809	8
8	NAGPUR	40038	22336	22629	293	56.5%	17409	21
9	RATNAGIRI	13553	7618	7870	252	58.1%	5683	11
10	BHANDARA	33244	18636	18877	241	56.8%	14367	16
11	NANDURBAR	54296	19060	19271	211	35.5%	35025	33
12	GADCHIROLI	27157	18575	18774	199	69.1%	8383	13
13	WARDHA	19672	15805	15993	188	81.3%	3679	7
14	WASHIM	28321	17667	17846	179	63.0%	10475	15
15	CHANDRAPUR	65429	38990	39148	158	59.8%	26281	28
16	NANDED	58008	25735	25866	131	44.6%	32142	32
17	BEED	49098	26987	27113	126	55.2%	21985	24
18	THANE	11112	6411	6499	88	58.5%	4613	10
19	OSMANABAD	26451	19630	19682	52	74.4%	6769	12
20	BULDHANA	46022	21708	21757	49	47.3%	24265	26
21	DHULE	41185	22350	22390	40	54.4%	18795	23
22	LATUR	42065	27663	27694	31	65.8%	14371	17
23	AHMEDNAGAR	44294	40762	40785	23	92.1%	3509	6
24	RAIGAD	13025	9652	9670	18	74.2%	3355	5
25	SANGLI	12090	9938	9943	5	82.2%	2147	3
26	PUNE	18857	14273	14274	1	75.7%	4583	9
27	AKOLA	42134	25406	25406	0	60.3%	16728	19
28	AMRAVATI	50420	26040	26040	0	51.6%	24380	27
29	GONDIA	33141	16181	16181	0	48.8%	16960	20
30	HINGOLI	42152	24342	24342	0	57.7%	17810	22
31	KOLHAPUR	18861	16263	16263	0	86.2%	2598	4
32	PARBHANI	42656	19820	19820	0	46.5%	22836	25
33	SINDHUDURG	3575	2606	2606	0	72.9%	969	2
34	SATARA	13309	12939	12938	-1	97.2%	371	1
	<b>Total</b>	<b>1226450</b>	<b>706684</b>	<b>712799</b>	<b>6116</b>	<b>58.1%</b>	<b>513651</b>	

राज्यपुरस्कृत आवास योजना ग्रामीण - प्रलंबीत मंजूरी

Sr. No.	Division	रमाई आवास योजना	शबरी आवास योजना	आदीम आवास योजना	पारधी आवास योजना	य.च.मु.व योजना	पुण्यश्लोक अहिल्यादेवी होळकर धरकूल योजना	मोदी आवास
1	KONKAN DIV.	1387	6314	25	3	22	0	10678
2	PUNE DIV.	6591	2550	4	55	20	60	9825
3	NAGPUR DIV.	21181	17337	78	2	1145	16	47320
4	AMRAVATI DIV.	25520	17870	117	9	626	9	69071
5	NASHIK DIV.	18283	56331	61	17	8	25	40817
6	AURANGABAD DIV.	57836	25333	238	26	2117	861	73863
	<b>Total</b>	<b>130798</b>	<b>125735</b>	<b>523</b>	<b>112</b>	<b>3938</b>	<b>971</b>	<b>251574</b>

Sr. No.	District	रमाई आवास योजना	शबरी आवास योजना	आदीम आवास योजना	पारधी आवास योजना	य.च.मु.व योजना	पुण्यश्लोक अहिल्यादेवी होळकर धरकूल योजना	मोदी आवास
1	SATARA	0	0	0	0	0	0	371
2	SINDHUDURG	90	14	16	0	0	0	849
3	SANGLI	1008	30	0	12	0	0	1097
4	KOLHAPUR	1140	35	0	0	0	60	1363
5	RAIGAD	523	783	0	2	0	0	2047
6	AHMEDNAGAR	997	2393	0	0	0	0	119
7	WARDHA	9	25	2	0	0	0	3643
8	PALGHAR	99	3416	3	0	0	0	291
9	PUNE	854	2245	4	14	20	0	1446
10	THANE	321	2017	6	0	0	0	2269
11	RATNAGIRI	354	84	0	1	22	0	5222
12	OSMANABAD	3475	180	0	0	1446	0	1668
13	GADCHIROLI	1075	2449	26	0	0	0	4833
14	SOLAPUR	3589	240	0	29	0	0	5548
15	WASHIM	1992	911	0	0	0	2	7570
16	BHANDARA	3005	1444	0	0	62	1	9855
17	LATUR	7079	931	0	4	6	833	5518
18	AURANGABAD	7186	4112	0	6	0	0	5356
19	AKOLA	8156	2447	0	1	0	0	6124
20	GONDIA	2535	814	0	0	0	15	13596
21	NAGPUR	9677	2112	0	0	4	0	5616
22	HINGOLI	6763	7872	0	0	0	0	3175
23	DHULE	3859	7205	0	0	8	0	7723
24	BEED	4800	1298	0	6	0	0	15881
25	PARBHANI	7687	2134	0	0	196	24	12795
26	BULDHANA	5765	1974	0	0	0	7	16519
27	AMRAVATI	3851	7975	0	7	114	0	12433
28	CHANDRAPUR	4880	10493	50	2	1079	0	9777
29	JALNA	16957	2203	0	2	469	4	8066
30	NASHIK	10404	12246	61	6	0	0	5888
31	JALGAON	2068	2931	0	1	0	25	24583
32	NANDED	3889	6603	238	8	0	0	21404
33	NANDURBAR	955	31556	0	10	0	0	2504
34	YAVATMAL	5756	4563	117	1	512	0	26425
	<b>Total</b>	<b>130798</b>	<b>125735</b>	<b>523</b>	<b>112</b>	<b>3938</b>	<b>971</b>	<b>251574</b>

राज्यपुरस्कृत आवास योजना ग्रामीण - पूर्ण घरकूले

Sr. No.	Division	Sanction	26.12.2023	27.12.2023	Daily Achivement	Completion %	Remaining	To be Completed in Per Day till 31.03.24
1	AURANGABAD DIV.	192475	129349	129433	84	67.2%	63042	664
2	NAGPUR DIV.	131602	78631	78692	61	59.8%	52910	557
3	NASHIK DIV.	145092	97091	97139	48	66.9%	47953	505
4	AMRAVATI DIV.	125654	77636	77677	41	61.8%	47977	505
5	PUNE DIV.	78609	55290	55315	25	70.4%	23294	245
6	KONKAN DIV.	39367	27693	27707	14	70.4%	11660	123
	<b>Total</b>	<b>712799</b>	<b>465690</b>	<b>465963</b>	<b>273</b>	<b>65.4%</b>	<b>246836</b>	<b>2598</b>

Sr. No.	District	Sanction	26.12.2023	27.12.2023	Daily Achivement	Completion %	Remaining	To be Completed in Per Day till 31.03.24
1	LATUR	27694	21748	21768	20	78.6%	5926	62
2	CHANDRAPUR	39148	21732	21750	18	55.6%	17398	183
3	HINGOLI	24342	12658	12676	18	52.1%	11666	123
4	NAGPUR	22629	10026	10044	18	44.4%	12585	132
5	PARBHANI	19820	14801	14817	16	74.8%	5003	53
6	SATARA	12938	10142	10157	15	78.5%	2781	29
7	AKOLA	25406	15376	15389	13	60.6%	10017	105
8	BULDHANA	21757	15985	15998	13	73.5%	5759	61
9	AURANGABAD	26106	19031	19043	12	72.9%	7063	74
10	DHULE	22390	14930	14942	12	66.7%	7448	78
11	NANDED	25866	15262	15274	12	59.1%	10592	111
12	NANDURBAR	19271	11649	11661	12	60.5%	7610	80
13	PALGHAR	12722	9081	9092	11	71.5%	3630	38
14	AHMEDNAGAR	40785	30711	30721	10	75.3%	10064	106
15	GADCHIROLI	18774	12355	12365	10	65.9%	6409	67
16	AMRAVATI	26040	16550	16559	9	63.6%	9481	100
17	JALGAON	34340	19707	19716	9	57.4%	14624	154
18	BHANDARA	18877	13252	13260	8	70.2%	5617	59
19	NASHIK	28306	20094	20099	5	71.0%	8207	86
20	PUNE	14274	10749	10754	5	75.3%	3520	37
21	SOLAPUR	25191	15829	15833	4	62.9%	9358	99
22	WARDHA	15993	9799	9803	4	61.3%	6190	65
23	BEED	27113	18951	18954	3	69.9%	8159	86
24	GONDIA	16181	11467	11470	3	70.9%	4711	50
25	RAIGAD	9670	5840	5843	3	60.4%	3827	40
26	WASHIM	17846	8621	8624	3	48.3%	9222	97
27	YAVATMAL	34605	21104	21107	3	61.0%	13498	142
28	OSMANABAD	19682	12498	12500	2	63.5%	7182	76
29	JALNA	21852	14400	14401	1	65.9%	7451	78
30	KOLHAPUR	16263	11154	11155	1	68.6%	5108	54
31	RATNAGIRI	7870	6340	6340	0	80.6%	1530	16
32	SANGLI	9943	7416	7416	0	74.6%	2527	27
33	SINDHUDURG	2606	2031	2031	0	77.9%	575	6
34	THANE	6499	4401	4401	0	67.7%	2098	22
	<b>Total</b>	<b>712799</b>	<b>465690</b>	<b>465963</b>	<b>273</b>	<b>65.4%</b>	<b>246836</b>	<b>2598</b>

राज्य योजना अपूर्ण घरकुले

Sr. No.	Division	रमाई आवास योजना	शबरी आवास योजना	आदीम आवास योजना	पारधी आवास योजना	व.च.मु.व योजना	पुण्यश्लोक अहिल्यादेवी होळकर घरकुल योजना	मोदी आवास
1	KONKAN DIV.	940	7944	324	0	2	12	2438
2	PUNE DIV.	12334	1877	56	54	51	441	8481
3	NASHIK DIV.	13346	21538	25	107	137	164	12636
4	AMRAVATI DIV.	20134	11796	2022	181	1771	104	11969
5	NAGPUR DIV.	15905	23781	719	19	5190	20	7276
6	AURANGABAD DIV.	45183	9567	42	60	2249	315	5626
	<b>Total</b>	<b>107842</b>	<b>76503</b>	<b>3188</b>	<b>421</b>	<b>9400</b>	<b>1056</b>	<b>48426</b>

Sr. No.	District	रमाई आवास योजना	शबरी आवास योजना	आदीम आवास योजना	पारधी आवास योजना	व.च.मु.व योजना	पुण्यश्लोक अहिल्यादेवी होळकर घरकुल योजना	मोदी आवास
1	SINDHUDURG	116	0	0	0	0	0	459
2	RATNAGIRI	377	13	4	0	2	0	1134
3	THANE	212	1479	138	0	0	0	269
4	SANGLI	1656	7	0	3	0	0	861
5	SATARA	1328	24	0	0	23	0	1406
6	PUNE	1575	1770	56	44	0	0	75
7	PALGHAR	55	3338	70	0	0	0	167
8	RAIGAD	180	3114	112	0	0	12	409
9	GONDIA	1874	2004	0	0	0	0	833
10	PARBHANI	2697	1044	0	0	235	226	801
11	KOLHAPUR	3970	12	0	0	17	441	668
12	BHANDARA	2242	1017	0	0	1160	20	1178
13	BULDHANA	3930	1209	0	17	0	67	536
14	LATUR	4952	113	0	0	61	0	800
15	WARDHA	1935	2691	241	1	0	0	1322
16	GADCHIROLI	1183	3259	252	0	0	0	1715
17	AURANGABAD	5527	1074	0	6	0	0	456
18	OSMANABAD	6162	144	0	41	229	0	606
19	DHULE	1912	3421	0	12	117	0	1986
20	JALNA	4924	279	0	5	1724	89	430
21	NANDURBAR	815	6423	0	0	0	0	372
22	BEED	7625	366	0	8	0	0	160
23	NASHIK	2199	4865	25	25	0	0	1093
24	WASHIM	3151	1148	0	1	0	37	4885
25	SOLAPUR	3805	64	0	7	11	0	5471
26	AMRAVATI	4288	3269	0	28	151	0	1745
27	AKOLA	6733	2030	0	25	0	0	1229
28	AHMEDNAGAR	3999	1793	0	15	20	0	4237
29	NANDED	7985	371	42	0	0	0	2194
30	HINGOLI	5311	6176	0	0	0	0	179
31	NAGPUR	3156	8287	0	6	5	0	1131
32	YAVATMAL	2032	4140	2022	110	1620	0	3574
33	JALGAON	4421	5036	0	55	0	164	4948
34	CHANDRAPUR	5515	6523	226	12	4025	0	1097
	<b>Total</b>	<b>107842</b>	<b>76503</b>	<b>3188</b>	<b>421</b>	<b>9400</b>	<b>1056</b>	<b>48426</b>



प्रधानमंत्री आवास योजना ग्रामीण - हप्ते वितरण

Sr. No.	Division	1st Installment (Daily Achivement)	1st Installment Remaining	2nd Installment (Daily Achivement)	2nd Installment Remaining	3rd Installment (Daily Achivement)	3rd Installment Remaining	Total Remaining Installment
1	NASHIK DIV.	0	3618	0	29038	0	16543	49199
2	AMRAVATI DIV.	0	14593	0	24077	0	10307	48977
3	AURANGABAD DIV.	0	9246	0	37275	0	18482	65003
4	NAGPUR DIV.	0	2324	0	16426	0	7129	25879
5	KONKAN DIV.	0	70	0	2233	0	1652	3955
6	PUNE DIV.	0	1580	0	10990	0	4395	16965
	<b>Total</b>	<b>0</b>	<b>31431</b>	<b>0</b>	<b>120039</b>	<b>0</b>	<b>58508</b>	<b>209978</b>

Sr. No.	District	1st Installment (Daily Achivement)	1st Installment Remaining	2nd Installment (Daily Achivement)	2nd Installment Remaining	3rd Installment (Daily Achivement)	3rd Installment Remaining	Total Remaining Installment
1	AHMEDNAGAR	0	2272	0	2774	0	1677	6723
2	AKOLA	0	394	0	4033	0	1501	5928
3	AMRAVATI	0	6245	0	7282	0	2191	15718
4	AURANGABAD	0	1689	0	3936	0	1727	7352
5	BEED	0	986	0	5592	0	3493	10071
6	BHANDARA	0	384	0	4425	0	1146	5955
7	BULDHANA	0	6440	0	4279	0	2243	12962
8	CHANDRAPUR	0	343	0	3536	0	1400	5279
9	DHULE	0	150	0	4946	0	2938	8034
10	GADCHIROLI	0	134	0	1891	0	1542	3567
11	GONDIA	0	550	0	2760	0	1658	4968
12	HINGOLI	0	1408	0	2274	0	1016	4698
13	JALGAON	0	636	0	10525	0	3084	14245
14	JALNA	0	1279	0	2669	0	1974	5922
15	KOLHAPUR	0	127	0	1608	0	563	2298
16	LATUR	0	1592	0	2791	0	1298	5681
17	NAGPUR	0	692	0	2610	0	848	4150
18	NANDED	0	723	0	14095	0	4891	19709
19	NANDURBAR	0	213	0	6301	0	6263	12777
20	NASHIK	0	347	0	4492	0	2581	7420
21	OSMANABAD	0	1298	0	2214	0	2314	5826
22	PALGHAR	0	13	0	1183	0	868	2064
23	PARBHANI	0	271	0	3704	0	1769	5744
24	PUNE	0	624	0	1965	0	757	3346
25	RAIGAD	0	8	0	361	0	275	644
26	RATNAGIRI	0	35	0	205	0	182	422
27	SANGLI	0	71	0	1929	0	799	2799
28	SATARA	0	30	0	479	0	366	875
29	SINDHUDURG	0	1	0	98	0	92	191
30	SOLAPUR	0	728	0	5009	0	1910	7647
31	THANE	0	13	0	386	0	235	634
32	WARDHA	0	221	0	1204	0	535	1960
33	WASHIM	0	717	0	2281	0	1400	4398
34	YAVATMAL	0	797	0	6202	0	2972	9971
	<b>Total</b>	<b>0</b>	<b>31431</b>	<b>0</b>	<b>120039</b>	<b>0</b>	<b>58508</b>	<b>209978</b>

राज्यपुरस्कृत आवास योजना ग्रामीण - हप्ते वितरण

Sr. No.	Division	1st Installment (Daily Achivement)	1st Installment Remaining	2nd Installment (Daily Achivement)	2nd Installment Remaining	3rd Installment (Daily Achivement)	3rd Installment Remaining	Total Remaining Installments
1	NASHIK DIV.	0	22937	0	13045	0	6184	42166
2	AMRAVATI DIV.	0	18040	0	19399	0	5756	43195
3	AURANGABAD DIV.	0	17646	0	30133	0	11981	59760
4	NAGPUR DIV.	0	19479	0	24690	0	4773	48942
5	KONKAN DIV.	0	3959	0	4554	0	1833	10346
6	PUNE DIV.	0	13650	0	5798	0	1941	21389
	<b>Total</b>	<b>0</b>	<b>95711</b>	<b>0</b>	<b>97619</b>	<b>0</b>	<b>32468</b>	<b>225798</b>

Sr. No.	District	1st Installment (Daily Achivement)	1st Installment Remaining	2nd Installment (Daily Achivement)	2nd Installment Remaining	3rd Installment (Daily Achivement)	3rd Installment Remaining	Total Remaining Installment
1	AHMEDNAGAR	0	6050	0	2354	0	1195	9599
2	AKOLA	0	2906	0	5580	0	1261	9747
3	AMRAVATI	0	3681	0	3623	0	1088	8392
4	AURANGABAD	0	1805	0	2726	0	1387	5918
5	BEED	0	1889	0	3174	0	2237	7300
6	BHANDARA	0	1822	0	2417	0	459	4698
7	BULDHANA	0	1083	0	2041	0	993	4117
8	CHANDRAPUR	0	3079	0	11515	0	1852	16446
9	DHULE	0	2215	0	2048	0	1493	5756
10	GADCHIROLI	0	2696	0	1907	0	993	5596
11	GONDIA	0	2506	0	1292	0	507	4305
12	HINGOLI	0	2288	0	6583	0	1840	10711
13	JALGAON	0	8355	0	3631	0	1439	13425
14	JALNA	0	1554	0	3288	0	1598	6440
15	KOLHAPUR	0	2950	0	1722	0	251	4923
16	LATUR	0	1546	0	2438	0	1327	5311
17	NAGPUR	0	6194	0	5215	0	601	12010
18	NANDED	0	5066	0	4898	0	1436	11400
19	NANDURBAR	0	2923	0	2630	0	826	6379
20	NASHIK	0	3394	0	2382	0	1231	7007
21	OSMANABAD	0	2148	0	4339	0	1226	7713
22	PALGHAR	0	995	0	1270	0	690	2955
23	PARBHANI	0	1350	0	2687	0	930	4967
24	PUNE	0	563	0	1718	0	533	2814
25	RAIGAD	0	733	0	1977	0	831	3541
26	RATNAGIRI	0	1195	0	119	0	71	1385
27	SANGLI	0	1459	0	643	0	212	2314
28	SATARA	0	1452	0	528	0	433	2413
29	SINDHUDURG	0	498	0	51	0	12	561
30	SOLAPUR	0	7226	0	1187	0	512	8925
31	THANE	0	538	0	1137	0	229	1904
32	WARDHA	0	3182	0	2344	0	361	5887
33	WASHIM	0	6194	0	2223	0	659	9076
34	YAVATMAL	0	4176	0	5932	0	1755	11863
	<b>Total</b>	<b>0</b>	<b>95711</b>	<b>0</b>	<b>97619</b>	<b>0</b>	<b>32468</b>	<b>225798</b>

राज्य योजना: पहिला हप्ता प्रलंबीत

Sr. No.	Division	रमाई आवास योजना	शबरी आवास योजना	आदीम आवास योजना	पारधी आवास योजना	य.च.मु.व योजना	पुण्यश्लोक अहिल्यादेवी होळकर घरकुल योजना	मोदी आवास
1	KONKAN DIV.	160	1341	20	0	0	0	2438
2	PUNE DIV.	4656	339	7	15	4	148	8481
3	NASHIK DIV.	3309	6938	0	5	20	29	12636
4	AMRAVATI DIV.	4231	1359	117	17	312	35	11969
5	NAGPUR DIV.	5622	5999	65	2	515	0	7276
6	AURANGABAD DIV.	9476	1966	13	20	424	121	5626
	<b>Total</b>	<b>27454</b>	<b>17942</b>	<b>222</b>	<b>59</b>	<b>1275</b>	<b>333</b>	<b>48426</b>

Sr. No.	District	रमाई आवास योजना	शबरी आवास योजना	आदीम आवास योजना	पारधी आवास योजना	य.च.मु.व योजना	पुण्यश्लोक अहिल्यादेवी होळकर घरकुल योजना	मोदी आवास
1	SINDHUDURG	39	0	0	0	0	0	459
2	THANE	22	238	9	0	0	0	269
3	PUNE	140	327	7	14	0	0	75
4	RAIGAD	36	280	8	0	0	0	409
5	PALGHAR	2	823	3	0	0	0	167
6	BULDHANA	228	319	0	0	0	0	536
7	RATNAGIRI	61	0	0	0	0	0	1134
8	PARBHANI	155	228	0	0	46	120	801
9	SATARA	45	0	0	0	1	0	1406
10	SANGLI	594	4	0	0	0	0	861
11	LATUR	701	16	0	0	29	0	800
12	JALNA	711	163	0	0	249	1	430
13	AURANGABAD	1063	283	0	3	0	0	456
14	BHANDARA	494	74	0	0	76	0	1178
15	BEED	1612	111	0	6	0	0	160
16	OSMANABAD	1417	14	0	11	100	0	606
17	DHULE	38	172	0	0	19	0	1986
18	HINGOLI	1031	1078	0	0	0	0	179
19	GONDIA	857	816	0	0	0	0	833
20	GADCHIROLI	134	831	16	0	0	0	1715
21	AKOLA	1469	207	0	1	0	0	1229
22	NANDURBAR	4	2547	0	0	0	0	372
23	KOLHAPUR	2131	1	0	0	2	148	668
24	CHANDRAPUR	1109	419	14	1	439	0	1097
25	WARDHA	700	1125	35	0	0	0	1322
26	NASHIK	76	2225	0	0	0	0	1093
27	AMRAVATI	1559	340	0	3	34	0	1745
28	YAVATMAL	4	190	117	13	278	0	3574
29	NANDED	2786	73	13	0	0	0	2194
30	AHMEDNAGAR	1741	69	0	2	1	0	4237
31	NAGPUR	2328	2734	0	1	0	0	1131
32	WASHIM	971	303	0	0	0	35	4885
33	SOLAPUR	1746	7	0	1	1	0	5471
34	JALGAON	1450	1925	0	3	0	29	4948
	<b>Total</b>	<b>27454</b>	<b>17942</b>	<b>222</b>	<b>59</b>	<b>1275</b>	<b>333</b>	<b>48426</b>

मोदी आवास घरकुल योजना

Sr. N	Division	Target	Registered	Sanction	%	Remaining Sanction	1St Installment	Remaining 1St
1	PUNE DIV.	18306	10352	8481	46.3%	9825	0	8481
2	NASHIK DIV.	53453	15236	12636	23.6%	40817	0	12636
3	KONKAN DIV.	13116	4027	2438	18.6%	10678	0	2438
4	AMRAVATI DIV.	81040	22418	11969	14.8%	69071	0	11969
5	NAGPUR DIV.	54596	19846	7276	13.3%	47320	0	7276
6	AURANGABAD DIV.	79489	10767	5626	7.1%	73863	0	5626
	<b>Total</b>	<b>300000</b>	<b>82646</b>	<b>48426</b>	<b>16.1%</b>	<b>251574</b>	<b>0</b>	<b>48426</b>

Sr. N	District Name	Target	Registered	Sanction	%	Remaining Sanction	1St Installment	Remaining 1St
1	AHMEDNAGAR	4356	4724	4237	97.3%	119	0	4237
2	SATARA	1777	1515	1406	79.1%	371	0	1406
3	SOLAPUR	11019	6184	5471	49.7%	5548	0	5471
4	SANGLI	1958	1183	861	44.0%	1097	0	861
5	WASHIM	12455	9185	4885	39.2%	7570	0	4885
6	PALGHAR	458	192	167	36.5%	291	0	167
7	SINDHUDURG	1308	1010	459	35.1%	849	0	459
8	KOLHAPUR	2031	906	668	32.9%	1363	0	668
9	OSMANABAD	2274	1074	606	26.6%	1668	0	606
10	WARDHA	4965	1752	1322	26.6%	3643	0	1322
11	GADCHIROLI	6548	1893	1715	26.2%	4833	0	1715
12	DHULE	9709	2239	1986	20.5%	7723	0	1986
13	RATNAGIRI	6356	1815	1134	17.8%	5222	0	1134
14	NAGPUR	6747	3334	1131	16.8%	5616	0	1131
15	JALGAON	29531	6458	4948	16.8%	24583	0	4948
16	AKOLA	7353	3810	1229	16.7%	6124	0	1229
17	RAIGAD	2456	728	409	16.7%	2047	0	409
18	NASHIK	6981	1402	1093	15.7%	5888	0	1093
19	NANDURBAR	2876	413	372	12.9%	2504	0	372
20	LATUR	6318	912	800	12.7%	5518	0	800
21	AMRAVATI	14178	4079	1745	12.3%	12433	0	1745
22	YAVATMAL	29999	4365	3574	11.9%	26425	0	3574
23	BHANDARA	11033	1485	1178	10.7%	9855	0	1178
24	THANE	2538	282	269	10.6%	2269	0	269
25	CHANDRAPUR	10874	3682	1097	10.1%	9777	0	1097
26	NANDED	23598	2332	2194	9.3%	21404	0	2194
27	AURANGABAD	5812	2527	456	7.8%	5356	0	456
28	PARBHANI	13596	1367	801	5.9%	12795	0	801
29	GONDIA	14429	7700	833	5.8%	13596	0	833
30	HINGOLI	3354	476	179	5.3%	3175	0	179
31	JALNA	8496	1667	430	5.1%	8066	0	430
32	PUNE	1521	564	75	4.9%	1446	0	75
33	BULDHANA	17055	979	536	3.1%	16519	0	536
34	BEED	16041	412	160	1.0%	15881	0	160
	<b>Grand Total</b>	<b>300000</b>	<b>82646</b>	<b>48426</b>	<b>16.1%</b>	<b>251574</b>	<b>0</b>	<b>48426</b>